

MAINE

OXFORD TELEPHONE COMPANY

INTRASTATE ACCESS SERVICE

RATES AND CHARGES

RECEIVED
2011 MAY 30 P 4: 55
MAINE PUBLIC
UTIL. COMM.



Issues Date: June 15,, 2012
Proposed Effective Date: July 3, 2012
Effective Date: **JUL 03 2012**
DOCKET NO. 296

Craig S. Gunderson
President & C.E.O.

Section	Page No.
1. <u>RATES AND CHARGES FOR CARRIER COMMON LINE ACCESS SERVICE</u>	1
1.1 Carrier Common Line Access Service	1
1. <u>RATES AND CHARGES FOR SWITCHED ACCESS SERVICES</u>	2
1.2 Nonrecurring Charges	2
1.3 Local Transport	3-6
1.4 End Office	7
1.5 Feature Group B (FGB) with an Abbreviated Dialing Arrangement (ADA) Rate Factor	8
1.6 Directory Assistance Service	9
1.7 Assumed Minutes of Use 10	
1.8 Operator Transfer Service	10
2. <u>SPECIAL ACCESS SERVICE</u>	1
2.1 <u>Provision of Special Access Service</u>	1
2.1.1 Circuit Types	1
2.1.2 Service Configurations	2-4
2.1.3 Technical Specifications Packages	4-5
2.1.4 Channel Interfaces	5
2.1.5 Alternate Use	6
2.1.6 Special Facilities Routing	6
2.1.7 Design Layout Report	6
2.1.8 Acceptance Testing	7
2.2 <u>Rate Categories, Applications, Terms and Conditions</u>	7
2.2.1 Rate Categories	7-12
2.2.2 Minimum Periods	12
2.2.3 Application of Monthly Rates	12
2.2.4 Facility Hubs and Multiplexing	12-13
2.2.5 Shared Use Digital High Capacity Services	14
2.3 <u>Metallic Service</u>	15
2.3.1 Basic Circuit Description	15
2.3.2 Technical Specifications Packages	15
2.3.3 Channel Interfaces	15
2.3.4 Optional Features and Functions	16
2.3.5 Rates and Charges	16



Issued Date: May 30, 2001
Proposed Effective Date: June 1, 2001
Effective Date:

Roderick N. Anstey
President & C.E.O.


EFFECTIVE: June 1, 2001
DOCKET NUMBER: 98-899
Docket No.

INTRASTATE ACCESS SERVICE RATES AND CHARGES

Section		Page No.	
2.4	<u>Voice Grade Service</u>	17	
2.4.1	Basic Circuit Description	17	
2.4.2	Technical Specifications Packages	18	
2.4.3	Channel Interfaces	18	
2.4.4	Optional Features and Functions	19-22	
2.4.5	Rates and Charges	22-26	
2.5	<u>Digital Data Service</u>	27	
2.5.1	Basic Circuit Description	27	
2.5.2	Technical Specifications Package	27	
2.5.3	Channel Interfaces	28	
2.5.4	Optional Features and Functions	28	
2.5.5	Rates and Charges	29	
2.6	<u>High Capacity Service</u>	30	
2.6.1	Basic Circuit Description	30	
2.6.2	Technical Specifications Packages	30	
2.6.3	Channel Interfaces	31	
2.6.4	Optional Features and Functions	31-33	
2.6.5	Rates and Charges	33	
2.7	<u>Individual Case Filing</u>	33	
3.	<u>RATES AND CHARGES FOR OTHER ACCESS SERVICES</u>	1	
3.1	Intra-LATA Presubscription Rates	1	(N)

RECEIVED
2005 SEP 28 AM 10: 28
MAINE PUBLIC
UTIL. COMM.

98-899
Issued Date: September 23, 2005
Proposed Effective Date: October 15, 2005
Effective Date:


Roderick N. Anstey
President & CEO

Docket No.

DATE: OCT 15 2005
DOCKET NO. 05-587

INTRASTATE ACCESS SERVICE RATES AND CHARGES

1. Rates and Charges for Carrier Common Line Access Service

The Rates and Charges for Intrastate Carrier Common Line Access Service provided by the Telephone Company are set forth in this Section. For descriptions of services, terms and conditions, refer to National Exchange Carrier Association, Inc. Tariff F.C.C. No. 5, ("NECA Tariff No. 5") including any NECA Tariff No. 5 Section references corresponding to the rate element. Services are subject to availability.

1.1 Carrier Common Line Access Service

Regulations concerning Carrier Common Line Access are set forth in Section 3 of NECA Tariff No. 5.

<u>Premium Access</u>	<u>Recurring Rate</u>	
Terminating Per Access Minute	\$.0000000	(R)
Originating Per Access Minute	\$.0000000	(R)

Non Premium Access

(intentionally left blank)



Issues Date: June 15,, 2012
Proposed Effective Date: July 3, 2012
Effective Date: **JUL 03 2012**
DOCKET NO. 296

Craig S. Gunderson
President & C.E.O.

INTRASTATE ACCESS SERVICE RATES AND CHARGES

1. Rates and Charges for Switched Access Services

The Rates and Charges for Intrastate Switched Access Services provided by the Telephone Company are set forth in this Section. For descriptions of services, terms and conditions, refer to National Exchange Carrier Association, Inc. Tariff F.C.C. No. 5, (“NECA Tariff No. 5”) including any NECA Tariff No. 5 Section references corresponding to the rate element. Services are subject to availability.

1.2 Nonrecurring Charges

	<u>Nonrecurring Rate</u>	<u>NECA Tariff No. 5 Section Reference</u>	
(A) Local Transport - Installation Per Entrance Facility		6.4.1(B)(1)	
Voice Grade Two-Wire	\$230.00		
Voice Grade Four-Wire	\$230.00		
High Capacity DS1	\$251.00		
High Capacity DS3	\$251.00		
Synchronous Optical Channel OC3	\$384.82		(R)
Synchronous Optical Channel OC12	\$384.82		 (R)
(B) <u>Interim NXX Translation Per Order</u>			
Per LATA or Market Area	\$136.00	6.4.1(B)(2)	
(C) <u>FGC and FGD Conversion of Multifrequency Address Signaling to SS7 Signaling or SS7 Signaling to Multifrequency Address Signaling</u>			
Per 24 Trunks Activated or Fraction Thereof on a Per Order Basis	\$321.00	6.4.1(B)(3)	
(D) <u>Trunk Activation Per Order</u>			
Per 24 Trunks Activated or Fraction Thereof on a Per Order Basis	\$310.00	6.4.1(B)(1)	
(E) (Intentionally Left Blank)			
(F) <u>Flexible Automatic Number Identification (Flex ANI)</u>			
Per End Office, Per CIC	None	6.10.1(AA)	



INTRASTATE ACCESS SERVICE RATES AND CHARGES

1. Rates and Charges for Switched Access Services (Cont'd)

1.3 Local Transport

<u>Premium Access</u>	<u>Recurring Rate</u>	<u>NECA Tariff No. 5 Section Reference</u>	(R)
• <u>Entrance Facility</u> Per Termination		6.1.3(A)(1)	(R)
Voice Grade Two-Wire	\$29.63		
Voice Grade Four-Wire	\$47.43		
High Capacity DS1	\$144.48		
High Capacity DS3	\$1,319.12		
Synchronous Optical Channel OC3	\$1,345.12		
Synchronous Optical Channel C12	\$1,436.15		
• <u>Direct Trunked Transport</u>		6.1.3(A)(2)	
<u>Direct Trunked Facility Per Mile</u>			
Voice Grade	\$2.11		
High Capacity DS1	\$9.89		
High Capacity DS3	\$86.21		
Synchronous Optical Channel OC3	\$92.30		
Synchronous Optical Channel OC12	\$115.84		
<u>Direct Trunked Termination</u> Per Termination			
Voice Grade	\$21.21		
High Capacity DS1	\$51.35		
High Capacity DS3	\$329.78		
Synchronous Optical Channel OC3	\$343.37		
Synchronous Optical Channel OC12	\$747.61		



INTRASTATE ACCESS SERVICE RATES AND CHARGES

1. Rates and Charges for Switched Access Services (Cont'd)

1.3 Local Transport (Cont'd)

			<u>Recurring Rate</u>	<u>Nonrecurring Charge</u>	<u>NECA Tariff No. 5 Section Reference</u>
<u>Premium Access (Cont'd)</u>					
•	<u>Multiplexing</u>				6.1.3(A)(5)
	Per Arrangement				
	- DS3 to DS1		\$300.89		
	- DS1 to Voice		\$117.86		
•	<u>Customer Node</u>				6.1.3(A)(7)
	Per Node				
	- 155.52 Mbps		\$312.34	\$197.00	
	OC3				
	- 622.08 Mbps		\$902.33	\$197.00	
	OC12				
•	<u>Customer Premises Port</u>				6.1.3(A)(7)
	Per Port				
	- 155.52 Mbps		\$102.48		
	OC3				
	- 51.84 Mbps		\$123.05	\$213.00	
	STS-1				
	- 44.736 Mbps		\$123.05	\$213.00	
	DS3				
	- 1.544 Mbps		\$31.54	\$54.00	
	DS1				
•	<u>Add/Drop Multiplexing</u>				6.1.3(A)(6)
	<u>Central Office Port</u>				
	Per Port				
	- OC3	155.52 Mbps	\$102.48		
	- DS3	44.736 Mbps	\$63.09		
	- DS1	1.544 Mbps	\$25.24		



INTRASTATE ACCESS SERVICE RATES AND CHARGES

1. Rates and Charges for Switched Access Services (Cont'd)

1.3 Local Transport (Cont'd)

<u>Premium Access (Cont'd)</u>	<u>Recurring Rate</u>	<u>NECA Tariff No. 5 Section Reference</u>	(R)
• <u>Tandem Switched Transport</u>	\$.000249	6.1.3(A)(3)	(R)
<u>Tandem Switched Facility</u> Per Access Minute Per Mile			
<u>Tandem Switched Termination</u> Per Access Minute Per Termination	\$.001228		
<u>Tandem Switching</u> Per Access Minute Per Tandem	\$.004206		
Per Access Minute (Oxford Telephone Company)	\$.000000		
Per Access Minute (OXFORD TELEPHONE COMPANY)	\$.000000		
 <u>Non-Premium Access</u>			
(intentionally left blank)			
 <u>Network Blocking Per Blocked Call</u>		6.8.6	
Applies to FGD only	\$.0108		



Issued Date: October 23, 2003
 Proposed Effective Date: November 11, 2003
 Effective Date **DEC 15 2003**

Roderick N. Anstey
 President & C.E.O.

DOCKET NO. 03 492
98-899

INTRASTATE ACCESS SERVICE RATES AND CHARGES

1. Rates and Charges for Switched Access Services (Cont'd)

1.3 Local Transport (Cont'd)

	<u>Recurring Rate</u>	<u>Nonrecurring Charge</u>	<u>NECA Tariff No. 5 Section Reference</u>	
(A) <u>Common Channel Signaling Network Connection</u>			6.10.3	
(1) <u>Signaling Network Access Link</u>				(R)
Signaling Mileage Facility Per Mile	\$2.84			
Signaling Mileage Termination Per Termination	\$28.55			
Signaling Mileage Entrance Facility Per Facility	\$54.68			
(2) <u>STP Port</u>	\$281.85	\$240.00		(R)
Per Port				
(B) <u>800 Data Base Access Service Queries</u>			6.10.3	
Per Query				
Basic	\$.0054			
Vertical Feature	\$.0059			



INTRASTATE ACCESS SERVICE RATES AND CHARGES

Rates and Charges for Switched Access Services (Cont'd)

1.4 End Office

	<u>Recurring Rate</u>	<u>NECA Tariff No. 5 Section Reference</u> 6.1.3(B)(1)	
(A) <u>Local Switching</u>			
<u>Premium</u>			
Per Access Minute - Oxford Telephone	\$.005000		(R)
Per Access Minute - Oxford West	\$.005000		 (R)
<u>Non-Premium</u>			
(intentionally left blank)			
<u>Premium</u>			
Per 100 Access Minutes	\$.0206		
<u>Non-Premium</u>			
(intentionally left blank)			




INTRASTATE ACCESS SERVICE RATES AND CHARGES

1. Rates and Charges for Switched Access Services (Cont'd)

1.5 Feature Group B (FGB) with an Abbreviated Dialing Arrangement (ADA) Rate Factor

(Intentionally left blank)

RECEIVED
2001 MAY 30 P 4:54
MAINE PUBLIC
UTIL. COMM.



Issued Date: May 30, 2001
Proposed Effective Date: June 1, 2001
Effective Date: _____

Roderick N. Anstey
President & C.E.O.


EFFECTIVE: June 1, 2001
DOCKET NUMBER: 98-899
Docket No.

INTRASTATE ACCESS SERVICE RATES AND CHARGES

Rates and Charges for Switched Access Services (Cont'd)

1.6 Directory Assistance Service

	<u>Recurring Rate</u>	<u>NECA Tariff No. 5 Section Reference</u>
(A) <u>Directory Assistance Service</u> A Directory Assistance Service Charge applies for each call to Directory Assistance Service.	\$1.01	9.4.2
(B) (intentionally left blank)		
(C) Credit Allowance for Uncompleted DA Calls (intentionally left blank)		



Issued Date: May 30, 2001
Proposed Effective Date: June 1, 2001
Effective Date: _____

Roderick N. Anstey
President & C.E.O.

EFFECTIVE: June 1, 2001
DOCKET NUMBER: 98-899
Docket No.

1. Rates and Charges for Switched Access Services (Cont'd)

1.7 Assumed Minutes of Use

(intentionally left blank)


Recurring
Rate

NECA Tariff
No. 5 Section
Reference

1.8 Operator Transfer Service
Per Call Transferred

\$0.4588

6.10



Issued Date: May 30, 2001
Proposed Effective Date: June 1, 2001
Effective Date

Roderick N. Anstey
President & CEO

EFFECTIVE: June 1, 2001
DOCKET NUMBER: 98-899
Docket No.

2. Special Access Service

2.1 Provision of Special Access Service

Special Access Service provides a dedicated transmission path to connect customer designated premises*, either directly or through a Telephone Company hub where bridging or multiplexing functions are performed. Special Access Service may also be combined with Switched Access Services in the provision of a customer's intrastate communications service (e.g., WATS, 800 or WATS-type Services). Special Access Service includes all exchange access not utilizing Telephone Company central office switches.

Certain Special Access Services listed in this section of the Schedule may not be currently offered in all Telephone Company locations but may be provided upon customer request, on an individual case basis, if facilities can be made available with reasonable effort. The Telephone Company will work cooperatively with the Customer to provide the service on a timely basis.

2.1.1 Circuit Types

There are four types of circuits used to provide Special Access Services:


- Metallic (MT)
- Voice Grade (VG)
- Digital Data (DA)
- High Capacity (HC)

These circuits can be either analog or digital. Analog circuits are differentiated by frequency spectrum and bandwidth. Digital connections are differentiated by bit rate.

Each of the four circuits has its own characteristics. All of the circuit types are subdivided by one or more of the following:

- Transmission specifications,
- Bandwidth,
- Speed (i.e., bit rate),
- Spectrum

* Telephone Company Centrex CO-like switches are considered to be customer premises for purposes of this Schedule.



Issued Date: April 13, 2000
Proposed Effective Date: October 1, 2000
Effective Date: **OCT 1 2000**
Docket No.

Roderick N. Anstey
President & CEO

DOCKET NO. 98 899 DOCKET NO. 98 900

- 2. Special Access Service (Cont'd)
- 2.1 Provision of Special Access Service (Cont'd)
- 2.1.2 Service Configurations

There are two types of service configurations over which Special Access Services are provided: two-point service and multipoint service.

(A) Two-Point Service

A two-point service connects two customer designated premise, either on a directly connected basis or through a hub where multiplexing functions are performed. A Voice Grade Special Access Circuit may be provided as a two-point service connecting an end user premise and a Telephone Company switch when Special Access is used in conjunction with Switch Access.

All types of Special Access Service may be provided as two-point service.


The following diagram depicts an example of a two-point Voice Grade service connecting two customer designated premises located 15 miles apart. The service is provided with the optional feature of C-type conditioning.

CT - Circuit Termination
CM - Circuit Mileage
SWC - Serving Wire Center

Applicable rate elements are:

- Circuit Termination (2 applicable)
- Circuit Mileage (fixed rate plus rate per airline mile between SWC)
- C-Type Conditioning Optional Feature

In addition, charges for additional Optional Features and Functions may apply.



Issued Date: April 13, 2000
Proposed Effective Date: October 1, 2000
Effective Date: **OCT 1 2000**
Docket No.

Roderick N. Anstey
President & CEO

DOCKET NO. 98 899 DOCKET NO. 98 900

- 2. Special Access Service (Cont'd)
- 2.1 Provision of Special Access Service (Cont'd)
- 2.1.2 Service Configurations (Cont'd)

(B) Multipoint Service

Multipoint service connects three or more customer designated premises through a Telephone Company hub (i.e., bridging locations). Only certain types of Special Access Service are provided as multipoint service. These are so designated in the Service Descriptions for the appropriate circuit.


The circuit between hubs on a multipoint service is a mid-link. There is no limitation on the number of mid-links, but the use of more than three mid-links in tandem may degrade the quality of multipoint facilities.

Multipoint service utilizing a customized technical specifications package, as set forth in 2.1.3, will be provided when technically possible.

When ordering, the customer will specify the desired bridging hub(s). National Exchange Carrier Association Schedule FCC No. 4 identifies serving wire centers, hub locations and the type of bridging functions available.

The following diagram depicts an example of a Voice Grade multipoint service connecting four customers premises via two customer specified bridging hubs.

CT - Circuit Termination
CM - Circuit Mileage
B - Bridging
SWC - Serving Wire Center



Issued Date: April 13, 2000
Proposed Effective Date: October 1, 2000
Effective Date: **OCT 1 2000**
Docket No.

Roderick N. Anstey
President & CEO

DOCKET NO. 98 899 DOCKET NO. 98 900

2. Special Access Service (Cont'd)

2.1 Provision of Special Access Service (Cont'd)

2.1.2 Service Configurations (Cont'd)

(B) Multipoint Service (Cont'd)

Applicable rate elements are:

- Circuit Termination (4 applicable)
- Circuit Mileage (5 sections-fixed rate plus rate per mile between SWC)
- Bridging Optional Features (6 applicable, i.e., each bridge port)

In addition, charges for other Optional Features and Functions may be applicable.

2.1.3 Technical Specifications Packages

Information pertaining to the technical specifications packages indicates the transmission parameters that are available with each package. This information is included in each individual service description section in 2.2.3 through 2.2.6 following, in a matrix format with the transmission parameters listed down the left side and the packages listed across the top. Each package is identified by a code, e.g., VGC. The first two letters of the code indicate the category of Special Access Service to which the parameters are applicable. These two letter codes are shown above in parentheses following the category of Special Access Service.

The letter "C" following the two letter code indicates the technical specifications package for a customized service. A numeric or alphanumeric designation following the two letter code indicates the specific predefined package. For a customized service, the customer may select any parameters available with that category of service as long as the parameters are compatible. When appropriate, the Technical Reference which contains detailed specifications for the parameters is shown following the matrix.



Issued Date: April 13, 2000
Proposed Effective Date: October 1, 2000
Effective Date: **OCT 1 2000**
Docket No.

Roderick N. Anstey
President & CEO

DOCKET NO. 98 899 DOCKET NO. 98 900

2. Special Access Service (Cont'd)

2.1 Provision of Special Access Service (Cont'd)

2.1.3 Technical Specifications Packages (Cont.)

All services installed after the effective date of this Schedule will conform to the transmission specification standards contained in this Schedule or in the following Technical Reference for each category of service:

Metallic	PUB	TR-NPL-000336
Voice Grade	PUB	TR-NPL-000335
	PUB	41004, Table 4
Digital Data	PUB	62507
	PUB	62310
High Capacity	PUB	62508
		62411


The Telephone Company will maintain existing transmission specifications on services installed prior to the effective date of this Schedule, except that existing services with performance specifications exceeding the standards listed in this provision will be maintained at the performance levels specified in this Schedule.

Customized technical specifications packages will be provided where technically feasible. If the Telephone Company determines that the requested parameter specifications are not compatible the customer will be advised and given the opportunity to change the order.

2.1.4 Channel Interfaces

Channel interfaces at each point of termination on a two-point service may be symmetrical or asymmetrical. On a multipoint service they may also be symmetrical or asymmetrical, but communications can only be provided between compatible channel interfaces.

Only certain channel interface combinations are available with the predefined technical specifications packages. These are delineated in the Technical References set forth in 2.1.3 preceding. When a customized circuit is requested, all channel interface combinations available with the specified type of service are available with the customized circuit.



Issued Date: April 13, 2000
Proposed Effective Date: October 1, 2000
Effective Date: **OCT 1 2000**
Docket No.

Roderick N. Anstey
President & CEO

DOCKET NO. 98 899 DOCKET NO. 98 900

2. Special Access Service (Cont'd)

2.1 Provision of Special Access Service (Cont'd)

2.1.5 Alternate Use

Alternate Use occurs when a service is arranged by the Telephone Company so that the customer can select different types of transmission at different times. A customer may use a service in any privately beneficial manner. However, where technical or engineering changes are required to effectuate an alternate use, the Telephone Company will make such special arrangements available on an individual case basis.


The arrangement required to transfer the service from one operation to the other (i.e., the transfer relay and control leads) will be rated and provided on an individual case basis and filed in Section Specialized Service or Arrangements. The customer will pay the stated Schedule rates for the Access Service rate elements for the service ordered (i.e., Circuit Terminations, Circuit Mileage [as applicable] and Optional Features and Functions [if any]).

2.1.6 Special Facilities Routing

A customer may request that the Special Access used be specially routed. The regulations, rates and charges for Special Facilities Routing are as set forth in Section 2.7 following.

2.1.7 Design Layout Report

At the customer request, the Telephone Company will provide the makeup of the facilities and services provided under this Schedule as Special Access Service to aid the customer in designing its overall service. The information will be provided to the customer at no charge in the form of a Design Layout Report and will be reissued or updated whenever the described facilities are materially changed.



Issued Date: April 13, 2000
Proposed Effective Date: October 1, 2000
Effective Date: **OCT 1 2000**
Docket No.

Roderick N. Anstey
President & CEO

DOCKET NO. 98 899 DOCKET NO. 98 900

2. Special Access Service (Cont'd)

2.1 Provision of Special Access Service (Cont'd)

2.1.8 Acceptance Testing

At the customer's request, the Telephone Company will cooperatively test, at the time of installation and at no additional charge, the following parameters:

- (A) For Voice Grade analog services, acceptance testing will include tests for loss, 3-tone slope, DC continuity, operational signaling, C-notched noise, and C-message noise as applicable according to the order for service. Voice Grade services acceptance testing will also include a balance (improved loss) test if the customer has ordered that optional feature.
- (B) For services other than Voice Grade, acceptance tests will include tests for the parameters applicable to the service as specified by the customer in the order for service.

2.2 Rate Categories, Applications, Terms and Conditions


This section contains the specific regulations governing the rates and charges that apply for Special Access.

2.2.1 Rate Categories

The following rate categories apply to Special Access Service:

- Circuit Terminations
- Circuit Mileage
- Optional Features and Functions
- Non Recurring Charges

These rate categories are describe in Sections 2.2.1(A) through 2.2.1(D) following.



Issued Date: April 13, 2000
Proposed Effective Date: October 1, 2000
Effective Date: **OCT 1 2000**
Docket No.

Roderick N. Anstey
President & CEO

DOCKET NO. 98 899 DOCKET NO. 98 900

- 2. Special Access Service (Cont'd)
- 2.2 Rate Categories, Applications, Terms and Conditions (Cont'd)
- 2.2.1 Rate Categories (Cont'd)

(A) Circuit Termination


The Circuit Termination rate category provides for the communications path between a customer designated premises and the serving wire center of that premises. Included as part of the Circuit Termination is a standard channel interface arrangement which defines the technical characteristics associated with the type of facilities to which the access service is to be connected at the Point of Termination (POT) and the type of signaling capability, if any. The signaling capability itself is provided as an optional feature as set forth in (C) following. One Circuit Termination charge applies per customer designated premises at which the circuit is terminated. This charge will apply even if the customer designated premises and the serving wire center are co-located in a Telephone Company building.

(B) Circuit Mileage

The Circuit Mileage rate category provides for the end office equipment and transmission facilities between serving wire centers and/or Telephone Company hubs. In addition, when Special Access is used in conjunction with Switched Access Service as set forth in 2.1 preceding for Combined Access Service Arrangements, and the end office serving the customer's end user premises is not capable of combining Switched and Special Access or is not a WATS Serving Office, Circuit Mileage is used to extend the Special Access Circuit to a WATS Serving Office or office capable of combining Switched and Special Access Services. The Circuit Mileage charge is composed of a flat monthly charge plus a rate per mile.

(1) Fixed Rate

The fixed rate component of Circuit Mileage is applied only once per Circuit Mileage facility and is also applied when two or more customer designated premises are served by a common serving wire center (i.e., mileage is zero). When Special Access is used in conjunction with Switched Access where the customer's end user premises for the Special Access facility is served by a Telephone Company office capable of combining Switching and Special Access Service, or a WATS Serving Office, the fixed rate does not apply.



Issued Date: April 13, 2000
Proposed Effective Date: October 1, 2000
Effective Date: **OCT 1 2000**
Docket No.

Roderick N. Anstey
President & CEO

DOCKET NO. 98 899 DOCKET NO. 98 900

- 2. Special Access Service (Cont'd)
- 2.2 Rate Categories, Applications, Terms and Conditions (Cont'd)
- 2.2.1 Rate Categories (Cont'd)

(C) Optional Features and Functions

Optional Features and Functions may be added to a basic circuit service to improve its quality or utility to meet the customer's specific communications requirements. These optional features and functions are identifiable with specific equipment, and represent the end result in terms of performance characteristics which may be obtained. These characteristics may be obtained by using various combinations of equipment. Although the equipment necessary to perform a specified function may be installed at various locations along the path of the service, they will be charged for a single rate element.

Descriptions for each of the available Optional Features and Functions are set forth in Sections 2.3 through 2.6 following. Specific rate applications for multiplexing are set forth in following.

(D) Nonrecurring Charge


Nonrecurring charges are one-time charges that apply for installation of Special Access Services, installation of optional features and functions, and moves and service rearrangements.

(1) Installation of Service

Nonrecurring charges apply to each service installed. The nonrecurring charges for the installation of service are applied per Circuit Termination.

(2) Installation of Optional Features and Functions

Nonrecurring charges apply for the installation of some of the optional features and functions available with Special Access Service. The charge applies whether the feature or function is installed coincident with the initial installation of service or at any time subsequent to the installation of the service.



Issued Date: April 13, 2000
Proposed Effective Date: October 1, 2000
Effective Date: **OCT 1 2000**
Docket No.

Roderick N. Anstey
President & CEO

DOCKET NO. 98 899 DOCKET NO. 98 900

2. Special Access Service (Cont'd)
2.2 Rate Categories, Applications, Terms and Conditions (Cont'd)
2.2.1 Rate Categories (Cont'd)

(D) Nonrecurring Charge (Cont'd)

The optional features for which non-recurring charges apply are:

- Voice Grade Data Capability
- Voice Grade Telephoto Capability

(3) Moves


A move involves a change in the physical location of either the customer's premises or a point of termination at the customer's premises. The charges for the move are dependent on whether the move is to a new location within the same building or to a different building.

(a) Moves Within the Same Building

When the move is to a new location within the same building, the charge for the move will be an amount equal to one half of the nonrecurring (i.e., installation) charge for the service termination affected. There will be no change in the minimum period requirements.

(b) Moves to a Different Building

Moves to a different building will be treated as a discontinuance and a start of service and all associated nonrecurring charges will apply. New minimum period requirements will be established for the new services. The customer will also remain responsible for satisfying all outstanding minimum period charges for the discontinued service.



Issued Date: April 13, 2000
Proposed Effective Date: October 1, 2000
Effective Date: **OCT 1 2000**
Docket No.

Roderick N. Anstey
President & CEO

DOCKET NO. 98 899 DOCKET NO. 98 900

2. Special Access Service (Cont'd)
- 2.2 Rate Categories, Applications, Terms and Conditions (Cont'd)
- 2.2.1 Rate Categories (Cont'd)
(D) Nonrecurring Charge (Cont'd)

(4) Service Rearrangements


Service rearrangements are changes to existing (installed) services which may be administrative only in nature, or that involve actual physical change to the service.

(a) A charge will not apply to administrative changes as follows:

- Change of customer name,
 - Change of customer or customer's end user premises address when the change of address is not a result of a physical relocation of equipment,
- Change in billing data (name, address, or contact name or telephone number),
- Change of agency authorization,
- Change of customer circuit identification,
- Change of billing account number,
- Change of customer test line number,
- Change of customer or customer's end user contact name or telephone number, and
- Change of jurisdiction.

(b) All other service rearrangement will be charged for as follows:

- If the change involves the addition of other customer designated premises to an existing multipoint service, the nonrecurring charge for the Circuit Termination rate element will apply. The charge(s) will apply only for the location(s) that is being added.
- If the change involves the addition of a optional feature or function which has a separate nonrecurring charge, that nonrecurring charge will apply.
- If the change involves changing the type of signaling on a Voice Grade service, a charge equal to the Voice Grade Circuit Termination rate element nonrecurring charge will apply. The charge will apply per service termination affected.



Issued Date: April 13, 2000
Proposed Effective Date: October 1, 2000
Effective Date: **OCT 1 2000**
Docket No.

Roderick N. Anstey
President & CEO

DOCKET NO. 98 899 DOCKET NO. 98 900

2. Special Access Service (Cont'd)

2.2 Rate Categories, Applications, Terms and Conditions (Cont'd)

2.2.1 Rate Categories (Cont'd)

(D) Nonrecurring Charge (Cont'd)

(4) Service Rearrangements (Cont'd)

For all other changes, including the addition of optional feature or function without a separate nonrecurring charge, a charge equal to a Circuit Termination rate element nonrecurring charge will apply. Only one such charge will apply per service, per change.

2.2.2 Minimum Periods

The minimum service period for all services is three months.

2.2.3 Application Monthly Rates


Monthly rates are flat recurring rates that apply each month or fraction thereof that a Special Access Service is provided. For billing purposes, each month is considered to have 30 days.

2.2.4 Facility Hubs and Multiplexing

A customer has the option of ordering Voice Grade facilities or High Capacity facilities (i.e., Group, Supergroup, Mastergroup, DS1, DS1C, DS2, DS3 or DS4) to a facility hub for multiplexing to individual services of a lower capacity or bandwidth (e.g., Telegraph, Voice, Program Audit, etc.). Additionally, the customer may specify optional features for the individual circuits derived from the facility to further tailor the circuit to meet specific communications requirements.

Some of the types of multiplexing available include the following:

- from higher to lower bit rate
- from higher to lower bandwidth
- from digital to voice frequency circuits



Issued Date: April 13, 2000
Proposed Effective Date: October 1, 2000
Effective Date: **OCT 1 2000**
Docket No.

Roderick N. Anstey
President & CEO

DOCKET NO. 98 899 DOCKET NO. 98 900

- 2. Special Access Service (Cont'd)
- 2.2 Rate Categories, Applications, Terms and Conditions (Cont'd)
- 2.2.4 Facility Hubs and Multiplexing (Cont'd)


A hub is a Telephone Company designated wire center at which multiplexing functions are performed.

Different locations may be designated as hubs for different facility capacities, e.g., multiplexing from digital to digital may occur at one location while multiplexing from digital to analog may occur at a different location. When placing an Access Service Request the customer will specify the desired hub. The National Exchange Carrier Association Schedule FCC No. 4 identifies serving wire center, hub locations and the type of multiplexing functions available.

Point to point services may be provided on circuits of these facilities to a hub. The transmission performance for the point to point service provided between the customer designated premises will be that of the lower capacity or bit rate.

The Telephone Company will commence billing the monthly rate for the facility to the hub on the date specified by the customer on the Access Service Request. The customer will be billed for a High Capacity of Voice Grade Circuit Termination, Circuit Mileage and the multiplexer for the service at the time the facility is installed. Individual services utilizing these facilities may be installed coincident with the installation of the facility to the hub or may be ordered and/or installed at a later date, at the option of the customer. Individual service rates (by service type) will apply for a Circuit Termination and additional Circuit Mileage (as required) for each channelized service. These will be billed to the customer as each individual service is installed.

Cascading multiplexing occurs when a high capacity circuit is demultiplexed to provide circuits with a lesser capacity and one of the lesser capacity circuits is further demultiplexed. When cascading multiplexing is performed, whether in the same or a different hub, a charge for the additional multiplexing unit also applies. When cascading multiplexing is performed at different hubbing locations, Circuit Mileage charges also apply between the hubs.



Issued Date: April 13, 2000
Proposed Effective Date: October 1, 2000
Effective Date: **OCT 1 2000**
Docket No.

Roderick N. Anstey
President & CEO

DOCKET NO. 98 899 DOCKET NO. 98 900


- 2. Special Access Service (Cont'd)
- 2.2 Rate Categories, Applications, Terms and Conditions (Cont'd)
- 2.2.5 Shared Use Digital High Capacity Services

Shared use refers to a rate application applicable only when the customer orders High Capacity facilities between a customer designated premises and a Telephone Company hub where the Telephone Company performs multiplexing/demultiplexing functions and the same customer then orders the derived circuits as Special and Switched Access Services.

The facility will be ordered, provided and rated as Special Access Service (i.e., Circuit Termination, Circuit Mileage, as appropriate, and Multiplexing Arrangement). The nonrecurring charge that applies when the shared use facility is installed will be the nonrecurring charge associated with the appropriate Special Access High Capacity Circuit Termination. Rating as Special Access will continue until such time as the customer chooses to use a portion of the available capacity for Switched or Special Access Service. Individual service (i.e., Switched or Special Access) nonrecurring charges will not apply to the individual circuits of the shared use facility.

As each individual circuit is activated for Switched Access Service, the High Capacity Special Access Circuit Termination and Circuit Mileage rates will be reduced accordingly (e.g., 1/24th for a DS1 service, etc.). Switched Access Service rates and charges, as set forth preceding, will apply for each circuit of the shared use facility that is used to provide a Switched Access Service.

When Special Access Service is provided utilizing a circuit of the shared use facility to a hub, High Capacity rates and charges will apply for the facility to the hub, as set forth preceding, and individual service rates and charges will apply from the hub to the customer designated premises. The rates and charges that will apply to the portion from the hub to the customer designated premises will be dependent on the specific type of



Issued Date: April 13, 2000
Proposed Effective Date: October 1, 2000
Effective Date: **OCT 1 2000**
Docket No.

Roderick N. Anstey
President & CEO

DOCKET NO. 98 899 DOCKET NO. 98 900

2. Special Access Service (Cont'd)

2.2 Rate Categories, Applications, Terms and Conditions (Cont'd)

2.2.5 Shared Use Digital High Capacity Services

Special Access Service that is provided (e.g., Voice Grade, Telegraph, etc.). The applicable rates and charges will include a Circuit Termination and Circuit Mileage, if applicable. Rates and charges for optional features and functions associated with the service, if any, will apply for the appropriate circuit type.

2.3 Metallic Service

2.3.1 Basic Circuit Description

A Metallic circuit is an unconditioned two-wire circuit capable of transmitting low speed varying signals at rates up to 30 baud. Metallic circuits are provided between customer designated premises or between a customer designated premises and a Telephone Company hub where bridging functions are performed. Interoffice metallic facilities will be limited in length to a total of five miles per circuit.


2.3.2 Technical Specifications Packages

<u>Parameter</u>	<u>Package MT</u>		
	<u>C</u>	<u>1</u>	<u>23</u>
DC Resistance Between Conductors	X	X	X
Loop Resistance		X	X
Shunt Capacitance	X		X

The technical specifications are delineated in Technical Publication TR-NPL-000336.

2.3.3 Channel Interfaces

Compatible channel interfaces are set forth in 2.4.3 following.



Issued Date: April 13, 2000
Proposed Effective Date: October 1, 2000
Effective Date: **OCT 1 2000**
Docket No.

Roderick N. Anstey
President & CEO

DOCKET NO. 98 899 DOCKET NO. 98 900

2. Special Access Service (Cont'd)

2.3 Metallic Services (Cont'd)

2.3. 4 Optional Features and Functions

(A) Central Office Bridging Capability

(1) Three Premises Bridging - Provision of tip-to-tip and ring-to-ring connection in a central office of a metallic pair to a third customer premises.

(2) Series Bridging of up to 26 customer premises.

The following table shows the technical specifications packages with which the optional features and functions are available.

	Available with Technical Specifications Package MT-			
	<u>C</u>	<u>1</u>	<u>2</u>	<u>3</u>
Three Premises Bridging	X	X		X
Series Bridging	X		X	

2.3.5 Rates and Charges


(A) Circuit Termination
 - Per Point of Termination Monthly Rates Nonrecurring Charge
 - USOC - TMECS ICB ICB

(B) Circuit Mileage
 - USOC 1L5XX Fixed Monthly Rates Monthly
Rates Per Mile
 ICB ICB

(C) Optional Features and Functions

(1) Bridging
 - Per Port
 - USOC - BCNM3, Three Premises Bridging
 - BCNMS, Series Bridging

<u>Rate</u>	Three Premises Bridging <u>Monthly Rate</u>	Series Bridging <u>Monthly</u>
	ICB	ICB



Issued Date: April 13, 2000
 Proposed Effective Date: October 1, 2000
 Effective Date: **OCT 1 2000**
 Docket No.

Roderick N. Anstey
 President & CEO

DOCKET NO. 98 899 DOCKET NO. 98 900


2. Special Access Service (Cont'd)

2.4 Voice Grade Service

2.4.1 Basic Circuit Description

A Voice Grade Circuit is a circuit which provides voice frequency transmission capability in the nominal frequency rang of 300 to 3000 Hz and may be terminated two-wire or four-wire. Effective 2-wire and 4-wire circuits are available as an Optional Feature and Function. Voice Grade circuits are provided between customer designated premises or between a customer designated premises and a Telephone Company hub.

Voice Grade Service may be ordered in conjunction with Switched Access services as set forth in New England Telephone Schedule SCHEDULES OF7 to provide access for a customer's communications service (e.g., WATS, 800, or WATS-type service). When the customer orders the Combined Access Service Arrangement, Voice Grade Circuits provide voice frequency transmission capability between an end user premises and Telephone Company offices capable of combining Special and Switched Access services or between an end user premises and a WATS Serving Office (WSO). All applicable Special Access rates and charges apply (including Optional Features and Functions charges). Technical Specifications and Optional Features and Functions available with this arrangement are indicated under Package VG-CA.



Issued Date: April 13, 2000
Proposed Effective Date: October 1, 2000
Effective Date: **OCT 1 2000**
Docket No.

Roderick N. Anstey
President & CEO

DOCKET NO. 98 899 DOCKET NO. 98 900

2. Special Access Service (Cont'd)

2.4 Voice Grade Service (Cont'd)

2.4.2 Technical Specifications Packages

Parameter	C*	Package VG												
		1	2	3	4	5	6	7	8	9	10	11	12	CA
Attenuation	X	X	X	X	X	X	X	X	X	X	X	X	X	X
Distortion														
C-Message Noise	X	X	X	X	X	X	X	X	X	X	X	X	X	X
Echo Control	X	X	X	X		X		X	X			X	X	X
Envelope Delay Distortion	X						X	X	X	X	X	X	X	X
Frequency Shift	X						X	X	X	X	X	X	X	X
Impulse Noise	X					X	X	X	X	X	X	X	X	X
Intermodulation Distortion	X						X	X	X	X	X			X
Loss Deviation	X	X	X	X	X	X	X	X	X	X	X	X	X	X
Phase Hits, Gain Hits, and Dropouts	X													
Phase Jitter	X						X	X	X	X	X	X	X	X
Return Loss														X
Signal-to-C Message Noise					X									
Signal-to-C Notch Noise	X					X	X	X	X	X	X	X	X	X

The technical specifications for these parameters (except for dropouts, gain hits, and phase hits) are delineated in Technical Reference TR-NPL-000335 and associated Addendum. The technical specification for dropouts, phase hits, and gain hits are delineated in Technical Reference PUB 41004, Table 4.

* The desired parameters are selected by the customer from the list of available parameters.

2.4.3 Channel Interfaces

The following channel interfaces for Voice Grade service do not require signaling capability: AH, DA, DB, DD, DE, DS, NO, PR and TF.

The following channel interfaces for Voice Grade service require signaling capability: AB, AC, CT, DX, DY, EA, EB, EC, EX, GO, GS, LA, LB, LC, LO, LR, LS, RV, and SF.



Issued Date: April 13, 2000
Proposed Effective Date: October 1, 2000
Effective Date: **OCT 1 2000**
Docket No.

Roderick N. Anstey
President & CEO

DOCKET NO. 98 899 DOCKET NO. 98 900

2. Special Access Service (Cont'd)
2.4 Voice Grade Service (Cont'd)

2.4.4 Optional Features and Functions

(1) Central Office Bridging Capability

- (a) Voice Bridging (two-wire or four-wire)
- (b) Data Bridging (two-wire or four-wire)
- (c) Telephoto Bridging (two-wire or four-wire)
- (d) Dataphone Select-a- Station Bridging with sequential arrangement ports or addressable arrangement ports
- (e) Telemetry and Alarm Bridging, Split Band-Active Bridging, Passive Bridging, Summation-Active Bridging

(2) Central Office Multiplexing

Voice to Telegraph Grade: An arrangement that converts a Voice Grade circuit to Telegraph Grade circuits using frequency division multiplexing.


(3) Conditioning

Conditioning provides more specific transmission characteristics for Voice Grade services. C-Type conditioning controls attenuation distortion and envelope delay distortion. Sealing Current helps maintain continuity on dry metallic loops.

For two-point services, the parameters apply to each service. For multipoint services, the parameters apply to each mid link or end link. C-Type conditioning and Data Capability may be combined on the same service.

(a) C-Type Conditioning

C-Type Conditioning is provided for the additional control of attenuation distortion and envelope delay distortion on data service. The attenuation distortion and envelope delay distortion specifications for C-Type Conditioning are:



Issued Date: April 13, 2000
Proposed Effective Date: October 1, 2000
Effective Date: **OCT 1 2000**
Docket No.

Roderick N. Anstey
President & CEO

DOCKET NO. 98 899 DOCKET NO. 98 900

- 2. Special Access Service (Cont'd)
- 2.4 Voice Grade Service (Cont'd)
- 2.4.4 Optional Features and Functions (Cont'd)

<u>Attenuation Distortion</u> (Frequency Response) Relative to 1004 Hz		<u>Envelope Delay</u> <u>Distortion</u>	
<u>Frequency Range (Hz)</u>	<u>Variation (db)</u>	<u>Frequency Range (Hz)</u>	<u>Variation</u> (microseconds)
400-2800	-1.0 to +2.0	1000-2600	100
300-3000	-1.0 to +3.0	800-2600	200
3000-3200	-2.0 to +6.0	600-2600	300
		500-2800	600
		500-3000	3000

(b) Sealing Current


Sealing Current Conditioning is provided to help maintain continuity on dry metallic loops. It is usually associated with four-wire DA or NO type channel interfaces.

(4) Customer Specified Premises Receive Level

This option allows the customer to specify the receive level at the Point of Termination. This level must be within a specific range on effective four-wire transmission. The ranges are delineated in Technical Reference TR-NPL-000335.

(5) Improved Return Loss

- (a) On Effective Four-Wire Transmission at Four-Wire Point of Termination (applicable to each two-wire port): Provides for a fixed 600 ohm impedance, variable level range and simplex reversal. Telephone Company equipment is required at the customers premises where this option is ordered. The Improved Return Loss parameters are delineated in Technical Reference TR-NPL-000335.
- (b) On Effective Two-Wire Transmission at Two-Wire Point of Termination: (applicable to each two-wire port): Provides for more stringent Echo Control specifications. In order for this option to be applicable, the transmission path must be four-wire at one POT and two-wire at the other POT. Placement of Telephone Company equipment may be required at the customer's premises with the two-wire POT. The Improved Return Loss parameters are delineated in Technical Reference TR-33



Issued Date: April 13, 2000
Proposed Effective Date: October 1, 2000
Effective Date: **OCT 1 2000**
Docket No.

Roderick N. Anstey
President & CEO

DOCKET NO. 98 899 DOCKET NO. 98 900

- 2. Special Access Service (Cont'd)
- 2.4 Voice Grade Service (Cont'd)
- 2.4.4 Optional Features and Functions (Cont'd)

(6) Data Capability

Data Capability provides transmission characteristics suitable for data communications. Specifically, Data Capability provides for the control of Signal to C-Notched Noise Ratio and intermodulation distortion. It is available for two-point services or multipoint services.

The Signal to C-Notched Noise Ratio and intermodulation distortion parameter for Data Capability are:

- Check Signal to C-Notched Noise Ratio is greater than or equal to 32dB Intermodulation distortion
- Signal to second order modulation products (R2) is greater than or equal to 38dB
- Signal to third order modulation products (R3) is greater than or equal to 42dB

-Signal to C-Notched Noise Ratio is greater than or equal to 32dB Intermodulation distortion


-Signal to second order modulation products (R2) is greater than or equal to 38dB

When a service equipped with Data Capability is used for voice communications, the quality of the voice transmission may not be satisfactory.

(7) Telephoto Capability

Telephone Capability provides transmission characteristics suitable for telephotographic communications. Specifically, Telephoto Capability is provided for the control of attenuation distortion and envelope delay distortion of telephotographic services. The attenuation distortion and envelope delay distortion parameters for Telephoto Capability are:

<u>Attenuation Distortion</u> <u>(1004 Hz/Reference)</u>		<u>Envelope Delay</u> <u>Distortion</u>	
<u>Frequency Range (Hz)</u>	<u>Variation (db)</u>	<u>Frequency Range (Hz)</u>	<u>Variation</u> <u>(microseconds)</u>
500-3000	-0.5 to +1.5	1000-2600	110
300-3200	-1.0 to +2.5	800-2800	180



Issued Date: April 13, 2000
Proposed Effective Date: October 1, 2000
Effective Date: **OCT 1 2000**
Docket No.

Roderick N. Anstey
President & CEO

DOCKET NO. 98 899 DOCKET NO. 98 900


- 2. Special Access Service (Cont'd)
- 2.4 Voice Grade Service (Cont'd)
- 2.4.4 Optional Features and Functions (Cont'd)

The following table shows the technical specifications packages with which the optional features and functions are available.

	<u>Available with Technical Specifications Package VG-</u>													
	C	1	2	3	4	5	6	7	8	9	10	11	12	CA
C-Type Conditioning	X					X	X	X	X	X	X			
Central Office Bridging Capability	X		X			X	X				X	X	X	
Central Office Multiplexing	X						X							
Customer Specified Premises Receive Level	X		X	X				X	X	X				
Data Capability	X						X	X			X			
Improved Return Loss														
-For Effective Four-wire Transmission	X	X	X	X	X	X	X	X	X	X	X	X	X	X
-For Effective Two-wire Transmission	X		X	X				X					X	
Sealing Current Conditioning	X							X						
Selective Signaling Arrangement	X		X				X	X				X	X	X
Signaling Capability	X	X	X	X					X	X	X			X
Transfer Arrangement	X	X	X	X	X	X	X	X	X	X	X	X	X	X

2.4.5 Rates and Charges

	<u>Monthly Rates</u>	<u>Nonrecurring Charge</u>
(A) Circuit Termination		
- Per Point of Termination		
- USOC - TME2X,		
2-wire	\$ 22.26	\$251.30
4-wire	\$ 35.77	\$301.56



Issued Date: April 13, 2000
Proposed Effective Date: October 1, 2000
Effective Date: **OCT 1 2000**
Docket No.

Roderick N. Anstey
President & CEO

DOCKET NO. 98 899 DOCKET NO. 98 900

- 2. Special Access Service (Cont'd)
- 2.4 Voice Grade Service (Cont'd)
- 2.4.5 Rates and Charges (Cont'd)

		<u>Monthly Rates Fixed</u>	<u>Monthly Rates Per Mile</u>
(B)	Circuit Mileage - USOC - 1L5XX	\$28.74	\$2.48
(C)	Optional Features		
	(1) Bridging		
		<u>Monthly Rates</u>	<u>Nonrecurring Charge</u>
	<u>USOC</u>		
(a)	<u>Voice Bridging</u>		
	- Per Port		
	- Two-Wire	BCNV2	ICB
	- Four-Wire	BCNV4	ICB
(b)	<u>Data Bridging</u>		
	-Per Port		
	- TwoWire	BCND2	ICB
	- Four-Wire	BCND4	ICB
(c)	<u>Telephoto Bridging</u>		
	- Per Port		
	- Two-Wire	BCNF2	ICB
	- Four-Wire	BCNF4	ICB
(d)	<u>DATAPHONE Select-A-Station Bridging</u>		
	Sequential		
	Arrangement Ports		
	- Per Circuit Connected		
	- 2-Wire	DQ2	ICB
	- 4-Wire	DQ4	ICB
	Addressable		
	Arrangement Ports		
	- Per Circuit Connected		
	- 2-Wire	KQ2	ICB
	4-Wire	KQ4	ICB



Issued Date: April 13, 2000
Proposed Effective Date: October 1, 2000
Effective Date: **OCT 1 2000**
Docket No.

Roderick N. Anstey
President & CEO

DOCKET NO. 98 899 DOCKET NO. 98 900

2. Special Access Service (Cont'd)


2.4 Voice Grade Service (Cont'd)

2.4.5 Rates and Charges (Cont'd)

(C) Optional Features (Cont'd)

(1) Bridging (Cont'd)

	<u>USOC</u>	<u>Monthly Rates</u>	<u>Nonrecurring Charges</u>
(e) <u>Telemetry and Alarm Bridging</u>			
Active Bridging			
Circuit Connections			
- Per Circuit Connected			
- Split Band	CNLRX	ICB	ICB
- Summation	BCNSA	ICB	ICB
Passive Bridging Circuit Connections			
- Per Circuit Connected	BCNTP	ICB	ICB
(2) Conditioning			
- Per Point of Termination			
- C-Type	X1CPT	ICB	ICB
- Sealing Current	1HBPT	ICB	ICB
(3) Improved Return Loss for Effective Four-Wire Transmission			
- Per Point of Termination			
- Two-Wire	1RL2W	ICB	ICB
- Four-Wire	1RL4W	ICB	ICB
(4) Customer Specified Receive Level			
- Per Two-Wire Point of Termination	RLS	ICB	ICB
(5) Multiplexing Voice to Telegraph Grad			
- Per Arrangement	MQX	ICB	



Issued Date: April 13, 2000
Proposed Effective Date: October 1, 2000
Effective Date: **OCT 1 2000**
Docket No.

Roderick N. Anstey
President & CEO

DOCKET NO. 98 899 DOCKET NO. 98 900

2. Special Access Service (Cont'd)


2.4 Voice Grade Service (Cont'd)

2.4.5 Rates and Charges (Cont'd)

(C) Optional Features (Cont'd)

	<u>USOC</u>	<u>Monthly Rates</u>	<u>Nonrecurring Charges</u>
(6) Data Capability - Per Point of Termination	XDCPT	ICB	ICB
(7) Telephoto Capability - Per Point of Termination	XTCPT	ICB	ICB
(8) Signaling Capability - Per Point of Termination	XSS++	ICB	ICB
- In lieu of ++, substitute appropriate two digit code from following list to specify type of signaling.			

- AB
- AC
- CT
- DX
- DY
- EA
- EB
- EC
- EX
- GO
- GS
- LA
- LB
- LC
- LO
- LR
- LS
- RV
- SF



Issued Date: April 13, 2000
 Proposed Effective Date: October 1, 2000
 Effective Date: **OCT 1 2000**
 Docket No.

Roderick N. Anstey
 President & CEO

DOCKET NO. 98 899 DOCKET NO. 98 900

2. Special Access Service (Cont'd)

2.4 Voice Grade Service (Cont'd)


2.4.5 Rates and Charges (Cont'd)

	<u>USOC</u>	<u>Monthly Rates</u>	<u>Nonrecurring Charges</u>
(C) Optional Features and Functions (Cont'd)			
(9) Selective Signaling Arrangement - Per Arrangement	USZ	ICB	ICB
(10) Transfer Arrangement (Key Activated* or Dial Up**) - Per Four Port Arrangement, including control circuit termination***	USY	ICB	ICB
- Per Five Port Arrangement, including control circuit termination***	US5	ICB	ICB

* The key activated control circuit is rated as a Metallic Circuit Termination (use USOC T6ME in lieu of T6ECS) and Circuit Mileage, if applicable (use USOC 1L5MX in lieu of 1L5XX).

** The Dial-up option requires the customer to purchase the Controller Arrangement (USOC XTDDU).

*** An additional Circuit Termination charge will apply whenever a spare circuit is configured as a leg to the customer's premises. Additional circuit mileage charges will apply when the transfer arrangement is not located in the customer premises serving wire center.



Issued Date: April 13, 2000
Proposed Effective Date: October 1, 2000
Effective Date: **OCT 1 2000**
Docket No.

Roderick N. Anstey
President & CEO

DOCKET NO. 98 899 DOCKET NO. 98 900

2. Special Access Service (Cont'd)

2.5 Digital Data Service

2.5.1 Basic Circuit Description

A Digital Data circuit is a circuit for duplex four-wire transmission of synchronous serial data at the rate of 2.4, 4.8, 9.6 or 56 Kbps. The actual bit rate is a function of the channel interface selected by the customer. The circuit provides a synchronous service with timing provided by the Telephone Company through the Telephone Company's facilities to the customer in the received bit stream. Digital Data circuits are only available via Telephone Company designated hubs and are provided between customer designated premises or between a customer designated premises and a Telephone Company hub.


The customer may provide the Channel Service Unit-type equipment or other Network Channel Terminating Equipment associated with the Digital Data circuit at the customer premises. The interim program for interconnection of such equipment is set forth in Technical Reference PUB AS No. 1.

2.5.2 Technical Specifications Packages

<u>Parameter</u>	<u>Package DA</u>			
	<u>1</u>	<u>2</u>	<u>3</u>	<u>4</u>
Error-Free Seconds	X	X	X	X

The Telephone Company will provide a circuit capable of meeting a monthly average performance equal to or greater than 99.875% error-free seconds while the circuit is in service, if it is measured through a CSU equivalent which is designed, manufactured, and maintained to conform with the specifications contained in Technical Reference PUB 62310.

Voltages which are compatible with Digital Data Service are delineated in Technical Reference PUB 62507.



Issued Date: April 13, 2000
Proposed Effective Date: October 1, 2000
Effective Date: **OCT 1 2000**
Docket No.

Roderick N. Anstey
President & CEO

DOCKET NO. 98 899

DOCKET NO. 98 900

2. Special Access Service (Cont'd)

2.5 Digital Data Service (Cont'd)

2.5.3 Channel Interfaces

The following channel interfaces (CIs) define the bit rates that are available for a Digital Data circuit.


<u>CI</u>	<u>Bit Rate</u>
DU-24	2.4 Kbps
DU-48	4.8 Kbps
DU-96	9.6 Kbps
DU-56	56.0 Kbps

2.5.4 Optional Features and Functions

(1) Central Office Bridging Capability

(2) Transfer Arrangement

An arrangement that affords the customer an additional measure of protection and/or flexibility in the use of their access circuit(s) on a 1xN basis. The arrangement can be utilized to transfer a leg of a Special Access Service to either a spare or working circuit that terminates in either the same or a different customer designated premises. This arrangement is only available at a Telephone Company designated hub. A key activated or dial-up control service is required to operate the transfer arrangement. A spare circuit, if required, is not included as a part of the option.



Issued Date: April 13, 2000
Proposed Effective Date: October 1, 2000
Effective Date: ~~OCT 1 2000~~
Docket No.

Roderick N. Anstey
President & CEO

DOCKET NO. 98 899

DOCKET NO. 98 900

2. Special Access Service (Cont'd)

2.5 Digital Data Service (Cont'd)


2.5.5 Rates and Charges

		<u>2.4, 4.8, 9.6, & 56.0 kbps</u>	
		<u>Monthly</u>	<u>Nonrecurring</u>
		<u>Rate</u>	<u>Non-Recurring</u>
			<u>Charge</u>
(A)	Circuit Termination		
	- Per Point of Termination		
	- USOC - TMECS	ICB	ICB
(B)	Circuit Mileage		
	- USOC - 1L5XX	ICB	ICB
(C)	Optional Features and Functions		
	<u>Optional Features</u>	<u>Monthly</u>	<u>Nonrecurring</u>
	<u>and Functions</u>	<u>Rates</u>	<u>Charges</u>
			<u>USOC</u>
(1)	Bridging		
	- Per Port	ICB	ICB
			BCNDA
(2)	Loop Transfer		
	Arrangement		
	(Key Activated*		
	or Dial-up**)		
	- Per Four-Port		
	Arrangement***	ICB	ICB
			XTD

* The key activated control is rated as a Metallic Circuit Termination (Use USOC T6EME in lieu of T6ECS) and Circuit Mileage, if applicable (Use USOC 1L5MX).

** The Dial-up option requires the customer to purchase the Controller Arrangement (USOC XTDDU).

*** An additional Circuit Termination charge will apply whenever a spare circuit is configured as a leg to the customer's premises. Additional Circuit Mileage charges will also apply when the transfer arrangement is not located in the customer premises serving wire center.



Issued Date: April 13, 2000
Proposed Effective Date: October 1, 2000
Effective Date: **OCT 1 2000**
Docket No.

Roderick N. Anstey
President & CEO

DOCKET NO. 98 899 DOCKET NO. 98 900

2. Special Access Service (Cont'd)

2.6 High Capacity Service

2.6.1 Basic Circuit Description

A High Capacity circuit is a circuit for the transmission of nominal 64.0 kbps* or 1.544, 3.152, 6.312, 44.736, or 274.176 Mbps isochronous serial data. The actual bit rate is a function of the channel interface selected by the customer. High Capacity circuits are provided between customer designated premises or between a customer designated premises and a Telephone Company hub.


The customer may provide the Network Channel Terminating Equipment associated with the High Capacity circuit at the customer's premises. The interim program for interconnection of such equipment is set forth in Technical Reference PUB AS No. 1.

2.6.2 Technical Specifications Packages

<u>Parameter</u>	<u>0</u>	<u>1</u>	<u>Package HC</u>			
			<u>1C</u>	<u>2</u>	<u>3</u>	<u>4</u>
Error-Free Seconds		X				

A circuit with technical specifications package HC1 will be capable of an error-free second performance of 98.75% over a continuous 24 hour period as measured at the 1.544 Mbps rate through a CSU equivalent which is designed, manufactured, and maintained to conform with the specifications contained in Technical Reference PUB 62411.

* Available only as a circuit of a 1.544 Mbps facility to a Telephone Company Digital Data hub or as a cross connect of two 2.4, 4.8, 9.6, 56.0 or 64.0 kbps circuits of two 1.544 Mbps facilities to a Digital Data hub(s). The customer must provide system and channel assignment data.



Issued Date: April 13, 2000
Proposed Effective Date: October 1, 2000

Roderick N. Anstey
President & CEO

Effective Date: **OCT 1 2000**
Docket No.

DOCKET NO. **98 899**

DOCKET NO. **98 900**

2. Special Access Service (Cont'd)

2.6 High Capacity Service (Cont'd)

2.6.3 Channel Interfaces

The following channel interfaces (CIs) define the bit rates that are available for a High Capacity circuit:

<u>CI</u>	<u>Bit Rate</u>
DS-15*	1.544 Mbps (DS1)
DS-27	274.176 Mbps (DS4)
DS-31	3.152 Mbps (DSIC)
DS-44	44.736 Mbps (DS3)
DS-63	6.312 Mbps (DS2)

2.6.4 Optional Features and Functions

(1) Automatic Loop Transfer

The Automatic Loop Transfer provides protection on a 1xN basis against failure of the facilities between a customer designated premises and the wire center serving that premises. Protection is furnished through the use of a switching arrangement that automatically switches to a spare circuit line when a working line fails. The spare circuit is not included as a part of the option. This option requires compatible equipment at both the serving wire center and the customer premises. The customer is responsible for providing the equipment at its premises.

(2) Transfer Arrangement

An arrangement that afford the customer an additional measure of flexibility in the use of their access circuit(s). The arrangement can be utilized to transfer a leg of a Special Access Service to either a spare or working circuit that terminates in either the same or a different customer designated premises. A key activated or dial-up control service is required to operate the transfer arrangement. A spare circuit, if required is not included as part of the option.

* A 64.0 kbps circuit is available as a circuit(s) of a 1.544 Mbps facility to a Telephone Company hub.



Issued Date: April 13, 2000
Proposed Effective Date: October 1, 2000
Effective Date: **OCT 1 2000**
Docket No.

Roderick N. Anstey
President & CEO

DOCKET NO. **98 899**

DOCKET NO. **98 900**

INTRASTATE ACCESS SERVICE RATES AND CHARGES

2. Special Access Service (Cont'd)

2.6 High Capacity Service (Cont'd)

2.6.4 Optional Features and Functions (Cont'd)

(3) Central Office Multiplexing

(a) DS4 to DS1

An arrangement that converts a 274.176 Mbps circuit to 168 DS1 circuits using digital time division multiplexing.

(b) DS3 to DS1

An arrangement that converts a 44.736 Mbps circuit to 28 DS1 circuits using digital time division multiplexing.

(c) DS2 to DS1

An arrangement that converts a 6.312 Mbps circuit to four DS1 circuits using digital time division multiplexing.

(d) DS1C to DS1

An arrangement that converts a 3.152 Mbps circuit to two DS1 circuits using digital time division multiplexing.

(e) DS1 to Voice

An arrangement that converts a 1.544 Mbps circuit to 24 circuits for use with Voice Grade Services. A circuit at this DS1 to the hub can also be used for a Digital Data Service.

(f) DS1 to DS0

An arrangement that converts a 1.544 Mbps circuit to 23 64.0 kbps circuits utilizing digital time division multiplexing.



Issued Date: April 13, 2000
Proposed Effective Date: October 1, 2000
Effective Date: **OCT 1 2000**
Docket No.

Roderick N. Anstey
President & CEO

DOCKET NO. 98 899

DOCKET NO. 98 900

INTRASTATE ACCESS SERVICE RATES AND CHARGES

- 2. Special Access Service (Cont'd)
- 2.6 High Capacity Service (Cont'd)
- 2.6.4 Optional Features and Functions (Cont'd)
- (3) Central Office Multiplexing (Cont'd)
- (g) DSO to Subrate

An arrangement that converts a 64.0 kbps circuit to subspeeds of up to twenty 2.4 kbps, ten 4.8 kbps, or five 9.6 kbps circuits using digital time division multiplexing.

The following table shows the technical specifications packages with which the optional feature and functions are available.

	Available with Technical Specifications Package HC-					
	<u>0</u>	<u>1</u>	<u>1C</u>	<u>2</u>	<u>3</u>	<u>4</u>
Automatic Loop Transfer		X				
Central Office Multiplexing:						
DS4 to DS1						X
DS3 to DS1					X	
DS2 to DS1				X		
DS1C to DS1			X			
DS1 to Voice		X				
DS1 to DS0		X				
DS0 to Subrate*	X					
Transfer Arrangement		X				

*Available only on a circuit of a 1.544 Mbps facility to a Telephone Company hub.

2.6.5 Rates and Charges

All rates and charges for High Capacity Service will be filed on an Individual Case Basis in 2.7, following.

2.7 Individual Case Filing

Rates and charges for Special Access Service provided on an individual case basis are filed following.



Issued Date: April 13, 2000
Proposed Effective Date: October 1, 2000
Effective Date: **OCT 1 2000**
Docket No.

Roderick N. Anstey
President & CEO

DOCKET NO. 98 899 DOCKET NO. 98 900

INTRASTATE ACCESS SERVICE RATES AND CHARGES

3. Rates and Charges for Other Access Services

The Telephone Company assents to, adopts, and concurs with the schedules of rates, terms and conditions in National Exchange Carrier Association, Inc. (NECA) Tariff F.C.C. No. 5, Section 13, Other Access Services, and Section 17.4, Rates and Charges for Other Access Services. Services are subject to availability.

3.1 IntraLATA Presubscription Rates

Per telephone exchange service link or trunk	Non-Recurring Charges
Manual Process	\$5.50
Electronic Process	\$1.25

When a customer requests a change in Presubscription for both interLATA and intraLATA PICs be done simultaneously the non-recurring charge per telephone exchange service line or trunk line for such changes shall equal one half (1/2) of rates above.

